

# KDT Series


ISO 9001 Certified  
CE Compliant

## 100% OIL-LESS COMPRESSORS

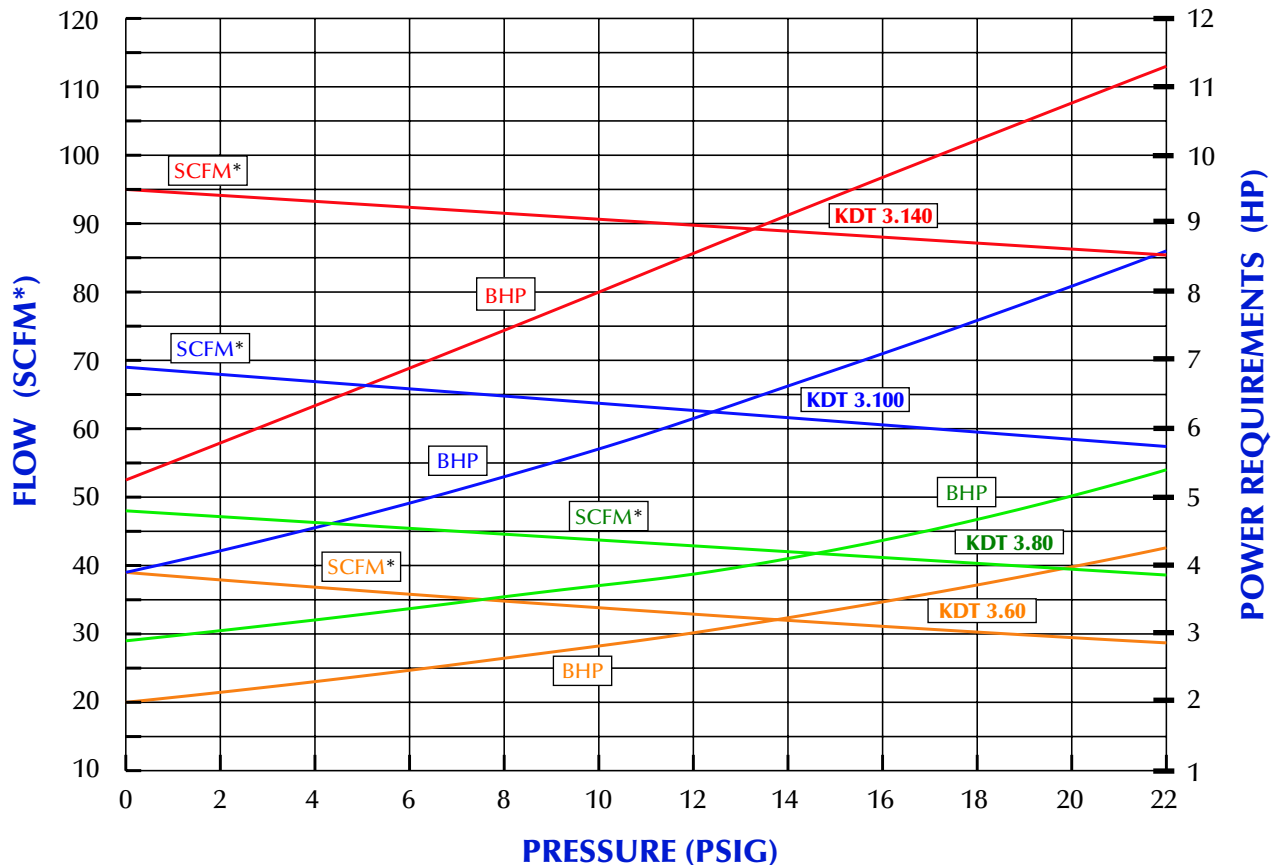
The Becker KDT series is a line of 100% Oil-less, rotary vane, low pressure compressors. They are designed to operate on a continuous basis throughout a pressure range from atmospheric pressure to 22 PSIG.

Each KDT unit is a direct drive compressor and is supplied with a TEFC flange mounted electric motor. Each unit is equipped with inlet and discharge filters, a pressure regulating valve, and vibration isolators as

standard equipment, all of which are an integral part of the compressor.

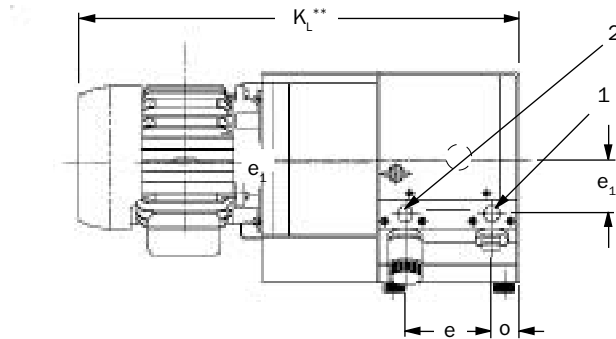


The Becker KDT compressor is ideal for applications where air is the gas and where operation is in the low pressure range where high pressure compressors are less efficient. Applications for the KDT compressor include graphic arts, soil remediation, pneumatic conveying, robotics and material handling, packaging, and paper converting.

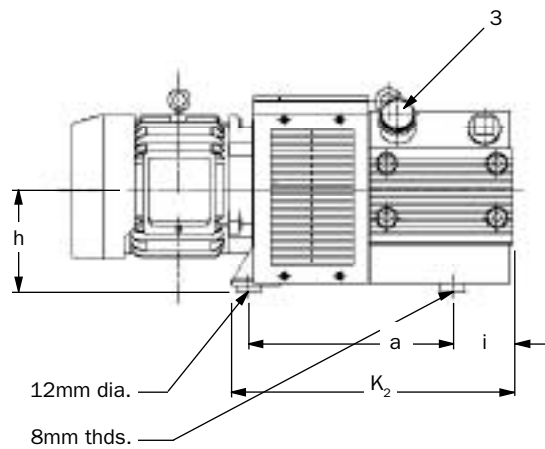


\* @ 29.92" Hg Bar. Pr.; 68°F; 36% R.H.; 0.075#/ft<sup>3</sup>

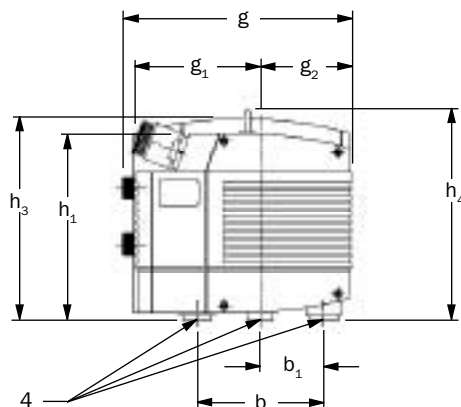
## TECHNICAL DATA



Top View



Side View



End View (Opposite Motor End)

All data based on 60 Hz operation

	KDT 3.60	KDT 3.80	KDT 3.100	KDT 3.140
Flow (SCFM @ 0 PSIG)	39	48	69	95
Horsepower	5*	7 <sup>1</sup> / <sub>2</sub> *	10*	12*
Speed (RPM)	1740	1740	1740	1740
Maximum Pressure (PSIG)	22	22	22	22
Weight (lbs.)—w/o motor	104	108	156	172
Weight (lbs.)—w/ motor**	191*	265*	323*	368*
Noise Level (Max. dBA)	74	76	78	84
Outlet size (BSP, inches)	1	1	1 <sup>1</sup> / <sub>2</sub>	1 <sup>1</sup> / <sub>2</sub>
<b>Dimensional Data</b>				
	(Inches)			
a	12.83	12.83	15.67	15.67
b	7.5	7.5	9.65	9.65
b <sub>1</sub>	3.75	3.75	4.82	4.82
e	5.43	5.43	7.5	7.5
e <sub>1</sub>	2.56	2.56	3.75	3.75
g	13.9	13.9	18.5	18.5
g <sub>1</sub>	7.68	7.68	8.78	8.78
g <sub>2</sub>	5.55	5.55	9.06	9.06
h	6.38	6.38	6.38	6.38
h <sub>1</sub>	11.38	11.38	11.7	11.7
h <sub>3</sub>	12.28	12.28	13.0	13.0
h <sub>4</sub>	12.9	12.9	13.25	13.25
i	3.78	3.78	5.5	5.5
k <sub>2</sub>	17.64	17.64	22.17	22.17
k <sub>L</sub>	28.2	30	34.15	36.6
o	1.81	1.81	2.36	2.36

Manufacturer reserves right to alter data without notice.

\* Operation at lower pressure may use smaller motor.

\*\* May vary with motor type and manufacturer

- 1 - Inlet Port
- 2 - Discharge Port
- 3 - Pressure Relief Valve
- 4 - Vibration Isolators

3LIT0006 • 2/00

**Becker Pumps Corp. • 100 East Ascot Lane • Cuyahoga Falls, Ohio 44223-3768**

Ph. (330) 928-9966 • (888) 633-1083 • FAX: (330) 928-7065 • info@beckerpumps.com • www.beckerpumps.com